

Select Region 1

East Midlands



Select Region 2

All



Overview

Number of Responses

East Midlands

55

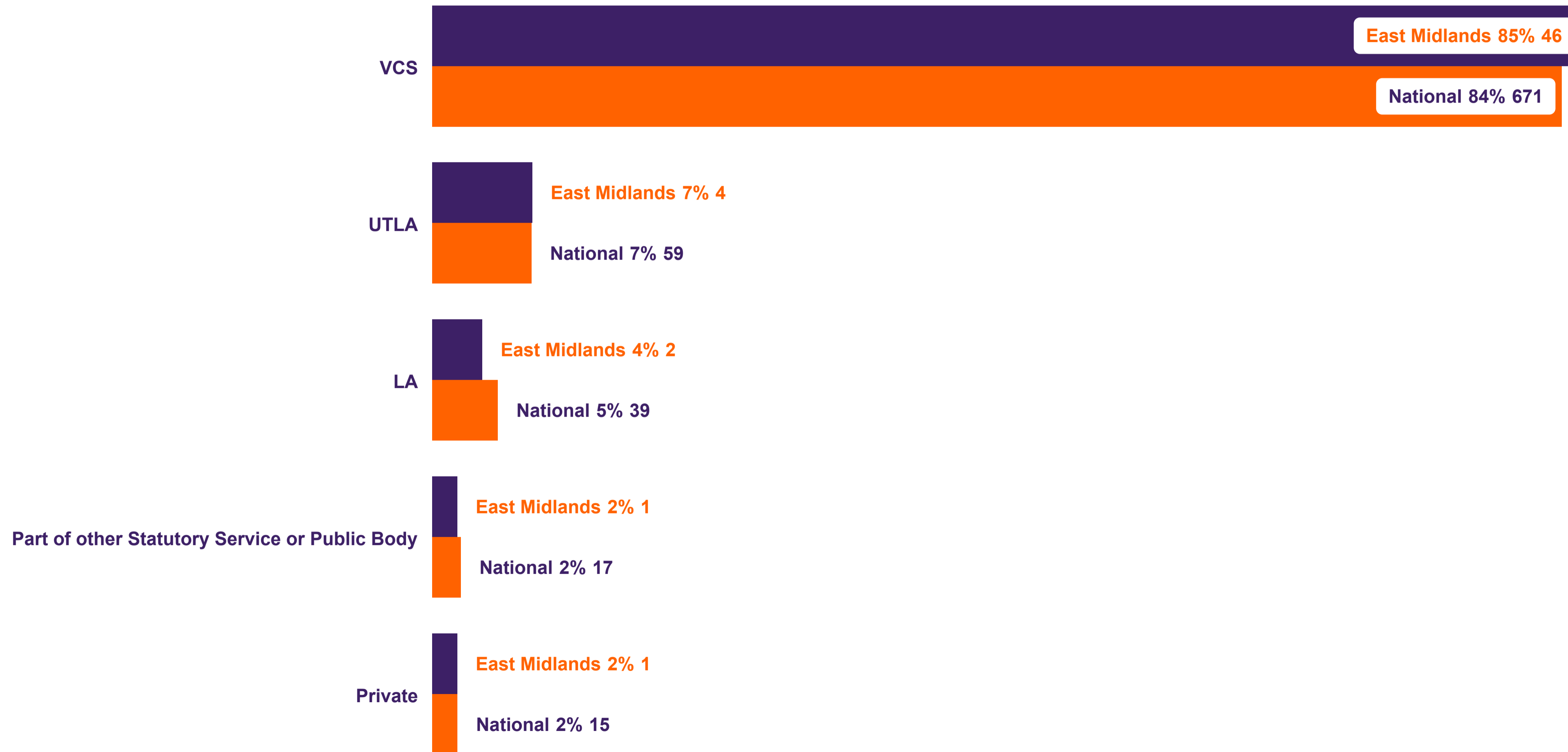
Number of Responses

National

821

Organisation Type

Region 1 = East Midlands || Region 2 = National



Select Region 1

East Midlands



Select Region 2

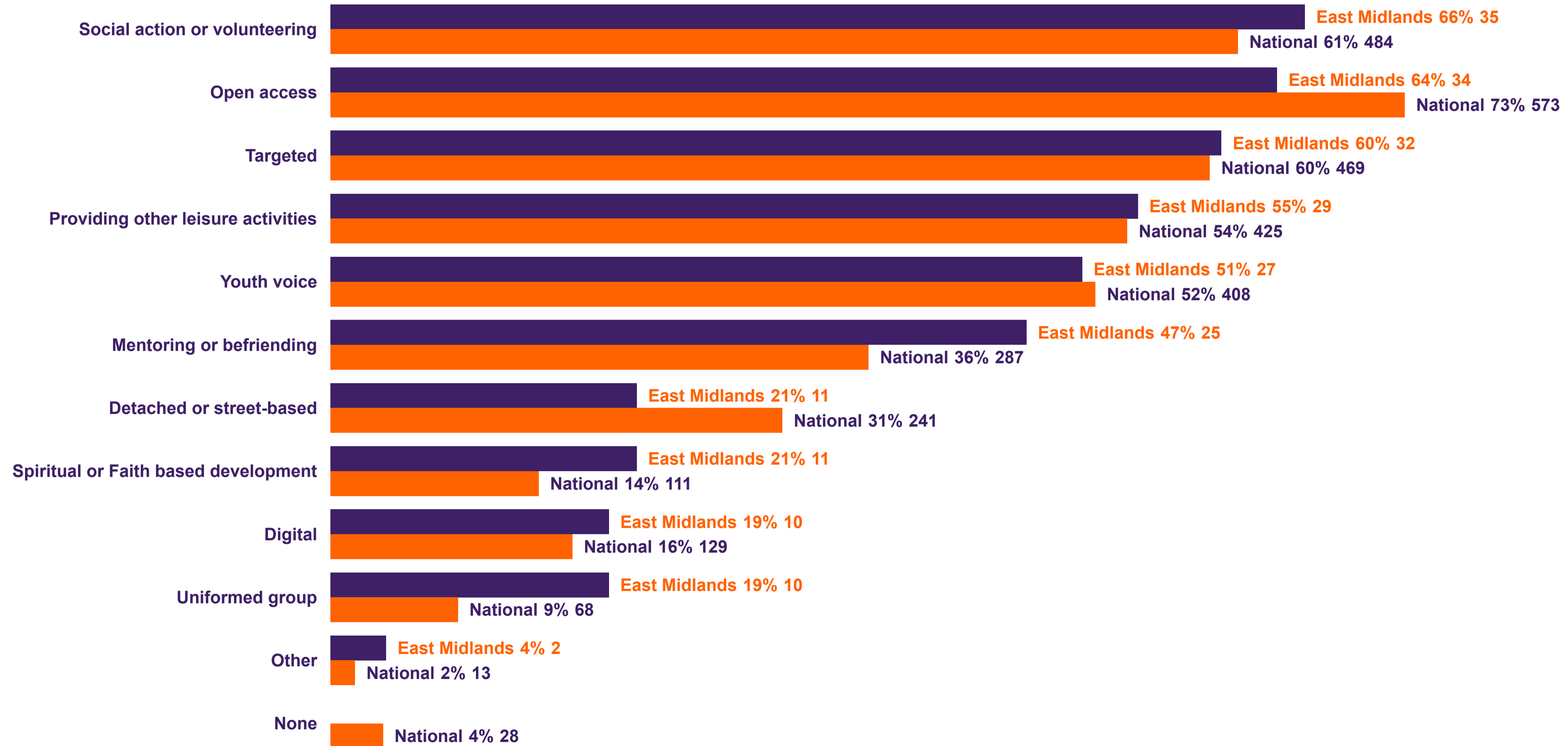
All



Main Types of Activity Delivered Each Week

Main Types of Activity Delivered Each Week

Region 1 = East Midlands || Region 2 = National



Select Region 1

East Midlands



Select Region 2

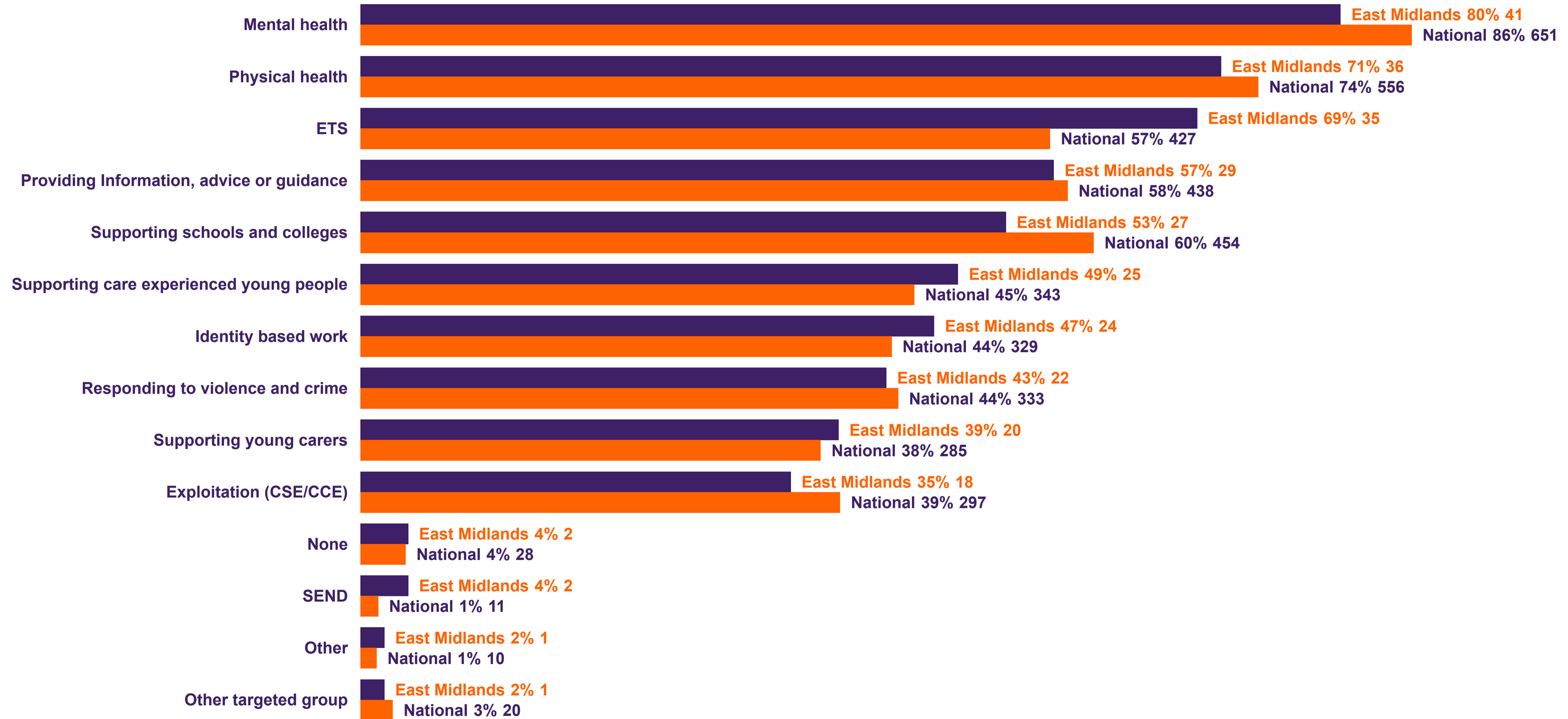
All



Targeted Support Provided

Targeted Support Provided

Region 1 = East Midlands || Region 2 = National



Targeted support is support provided to young people based on their need.

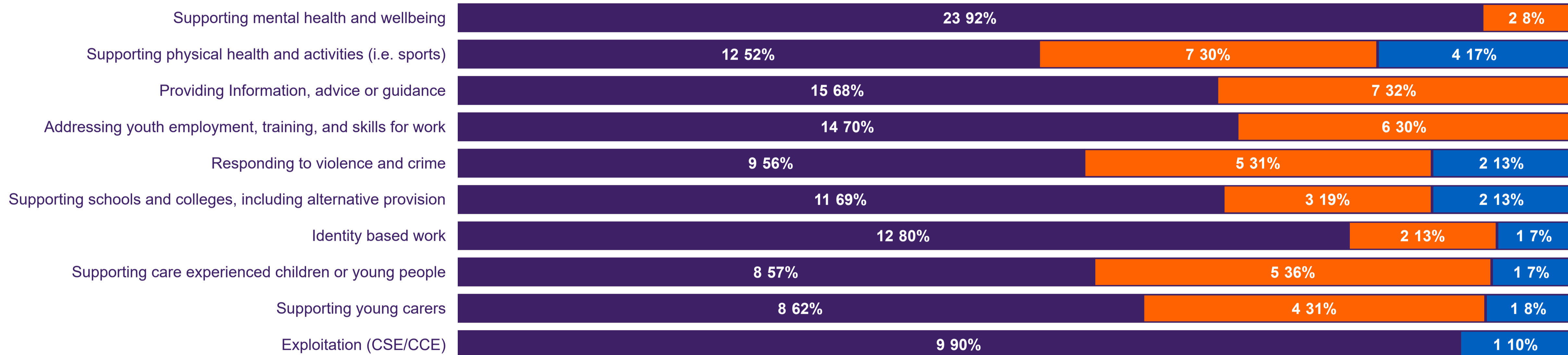
Select Region 1

East Midlands

Targeted Support Demand Graphs

Targeted Support (n=28)

● Increased demand ● No change in demand ● Decreased demand



Targeted Support (n=28)

● Increased demand ● No change in demand ● Decreased demand



Select Region 1

East Midlands



Targeted Support Demand Table

Targeted Support (n=28)

Demand Ranking Targeted Support	Increased demand		No change in demand		Decreased demand		Total	
	Number	Percentage	Number	Percentage	Number	Percentage	Number	Percentage
Supporting mental health and wellbeing	23	92%	2	8%			25	100%
Supporting physical health and activities (i.e. sports)	12	52%	7	30%	4	17%	23	100%
Providing Information, advice or guidance	15	68%	7	32%			22	100%
Addressing youth employment, training, and skills for work	14	70%	6	30%			20	100%
Responding to violence and crime	9	56%	5	31%	2	13%	16	100%
Supporting schools and colleges, including alternative provision	11	69%	3	19%	2	13%	16	100%
Identity based work	12	80%	2	13%	1	7%	15	100%
Supporting care experienced children or young people	8	57%	5	36%	1	7%	14	100%
Supporting young carers	8	62%	4	31%	1	8%	13	100%
Exploitation (CSE/CCE)	9	90%			1	10%	10	100%
Total	121	70%	41	24%	12	7%	174	100%

Select Region 1

East Midlands



Select Region 2

All



Challenges

Challenges

Region 1 = East Midlands || Region 2 = National



Select Region 1

East Midlands



Select Region 2

All



Waiting List

Waiting List

Region 1 = East Midlands || Region 2 = National



Select Region 1

East Midlands



Select Region 2

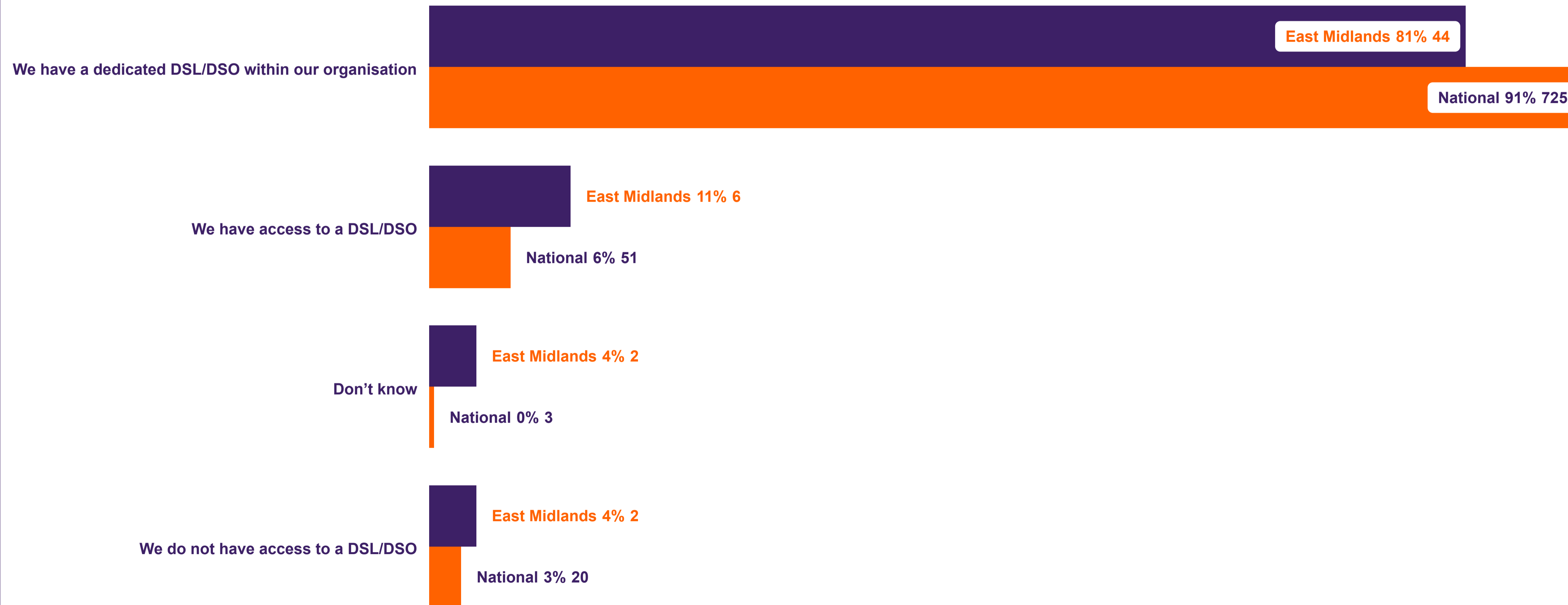
All



Access to DSL

Access to DSL

Region 1 = East Midlands || Region 2 = National



Select Region 1

East Midlands

Select Region 2

All

Workforce Numbers Medians

Median Total Employees (FTE) (n=46)

East Midlands

2

Median Total Employees (FTE) (n=696)

National

3

Median Full Time Employees (n=36)

East Midlands

1

Median Full Time Employees (n=573)

National

2

Median Part Time Employees (n=38)

East Midlands

3

Median Part Time Employees (n=597)

National

3

Median Casual Employees (n=28)

East Midlands

0

Median Casual Employees (n=451)

National

0

Median Total Volunteers (n=42)

East Midlands

2

Median Total Volunteers (n=607)

National

2

Select Region 1

East Midlands



Select Region 2

All



Deprived Areas

IMD (n=795)

Region 1 = East Midlands || Region 2 = National



Select Region 1

East Midlands



Select Region 2

All



Reserve Length

Reserve Lengths in Months (n=526)

Region 1 = East Midlands || Region 2 = National

