

Select Region 1

South West



Select Region 2

All



Overview

Number of Responses

South West

109

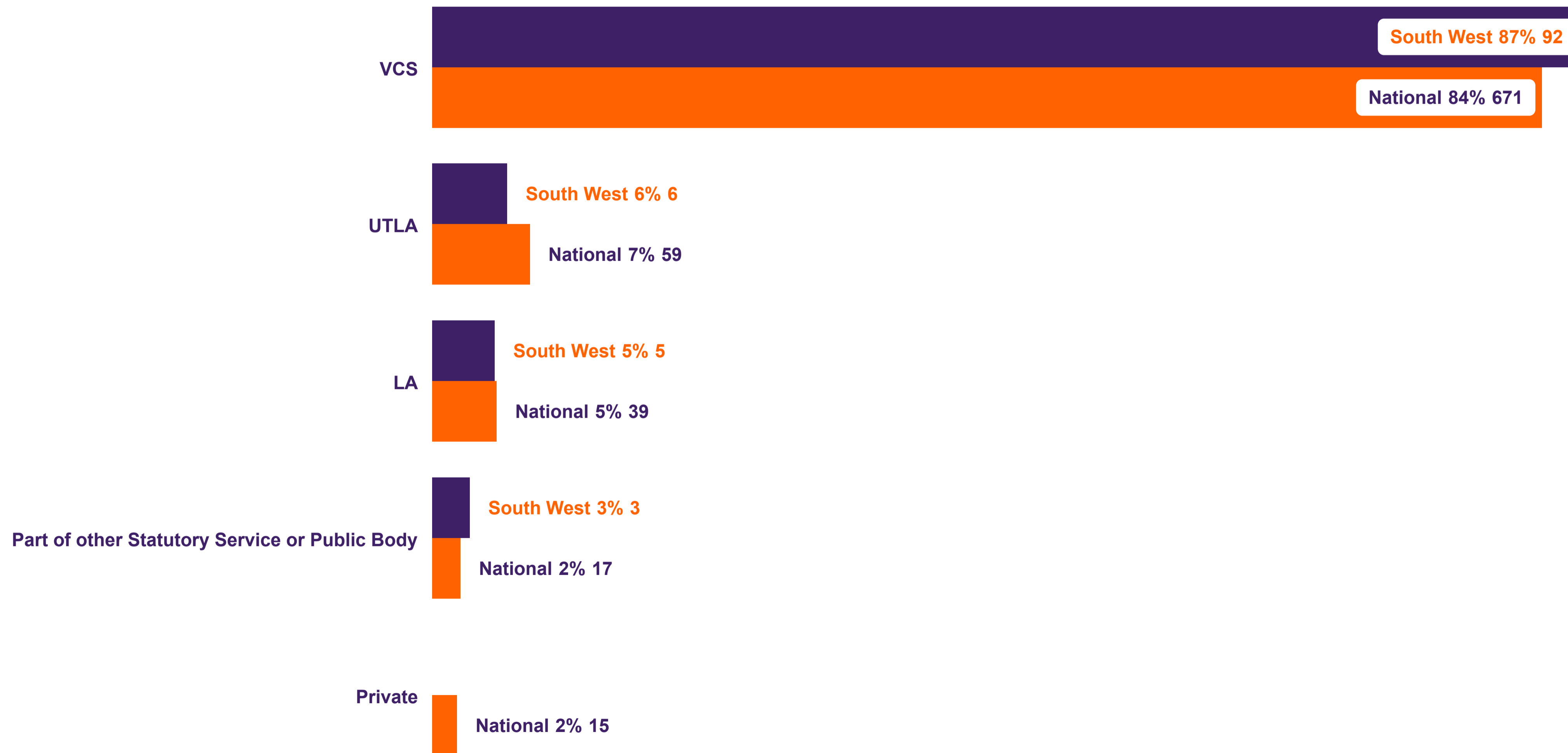
Number of Responses

National

821

Organisation Type

Region 1 = South West || Region 2 = National



Select Region 1

South West



Select Region 2

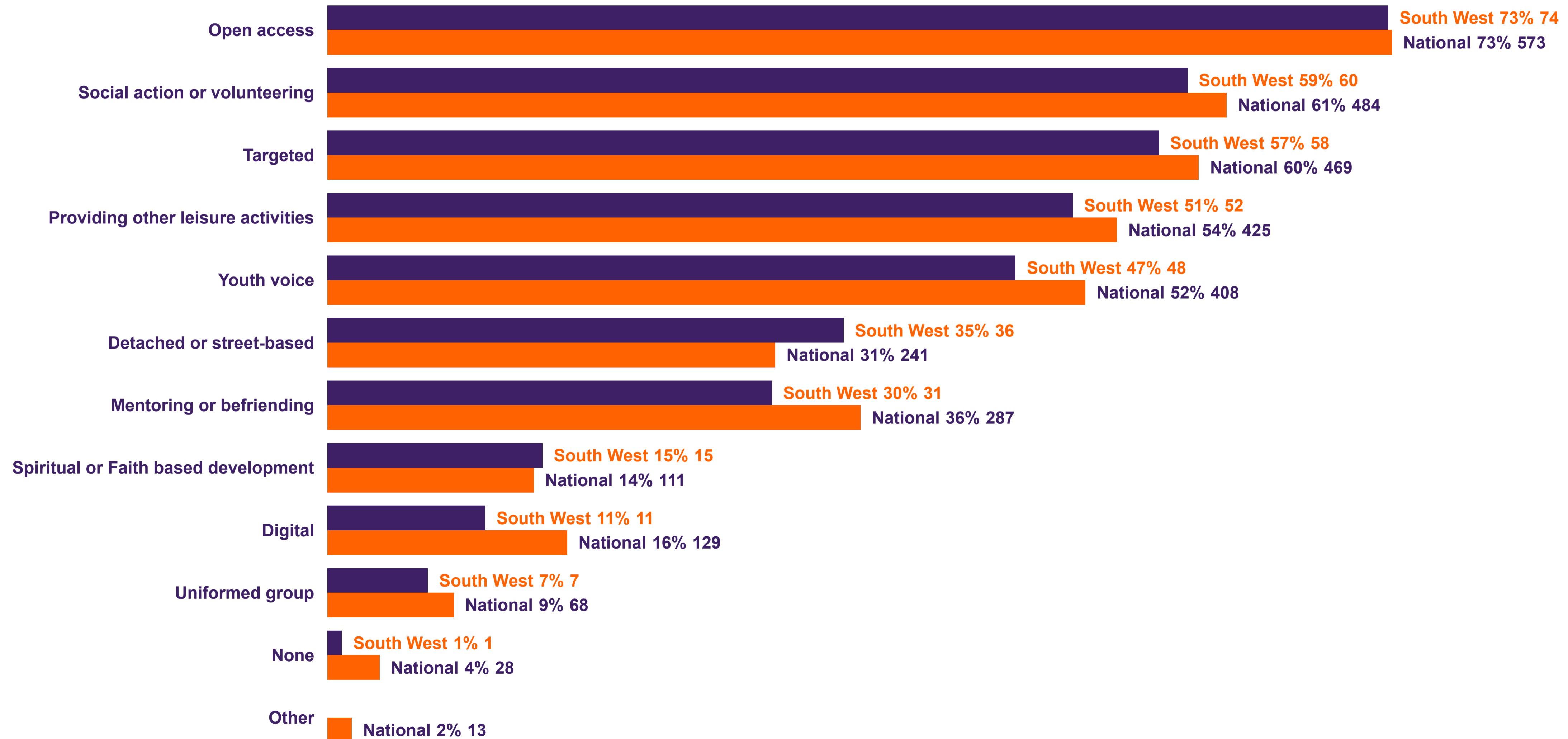
All



Main Types of Activity Delivered Each Week

Main Types of Activity Delivered Each Week

Region 1 = South West || Region 2 = National



Select Region 1

South West



Select Region 2

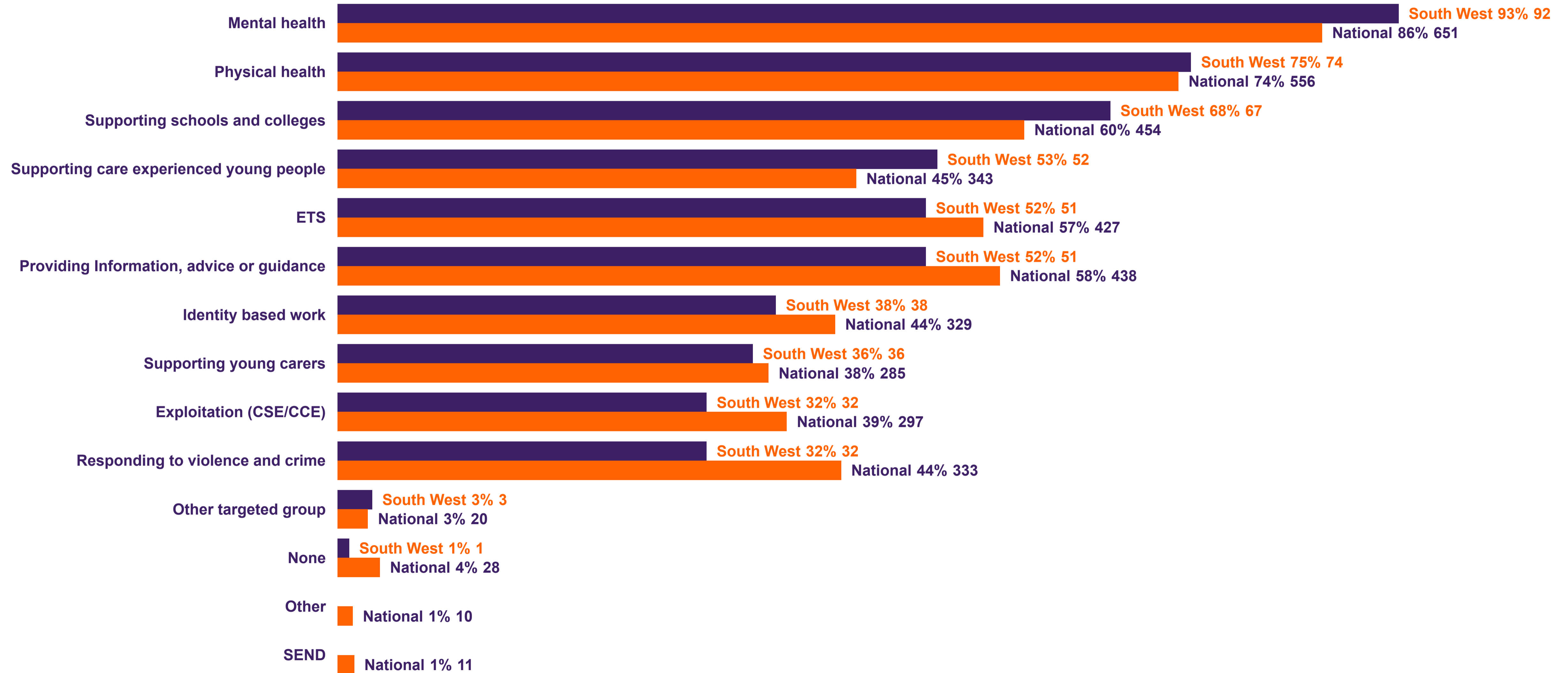
All



Targeted Support Provided

Targeted Support Provided

Region 1 = South West || Region 2 = National



Targeted support is support provided to young people based on their need.

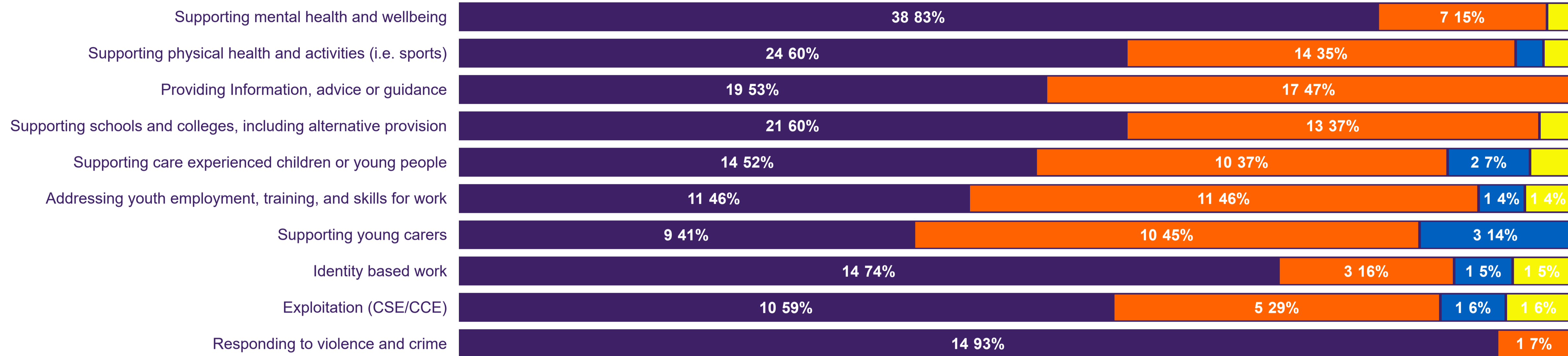
Select Region 1

South West

Targeted Support Demand Graphs

Targeted Support (n=49)

● Increased demand ● No change in demand ● Decreased demand ● New service



Targeted Support (n=49)

● Increased demand ● No change in demand ● Decreased demand ● New service



Select Region 1

South West



Targeted Support Demand Table

Targeted Support (n=49)

| Demand Ranking Targeted Support | Increased demand | | No change in demand | | Decreased demand | | New service | | Total | |
|--|------------------|------------|---------------------|------------|------------------|------------|-------------|------------|------------|-------------|
| | Number | Percentage | Number | Percentage | Number | Percentage | Number | Percentage | Number | Percentage |
| Supporting mental health and wellbeing | 38 | 83% | 7 | 15% | | | 1 | 2% | 46 | 100% |
| Supporting physical health and activities (i.e. sports) | 24 | 60% | 14 | 35% | 1 | 3% | 1 | 3% | 40 | 100% |
| Providing Information, advice or guidance | 19 | 53% | 17 | 47% | | | | | 36 | 100% |
| Supporting schools and colleges, including alternative provision | 21 | 60% | 13 | 37% | | | 1 | 3% | 35 | 100% |
| Supporting care experienced children or young people | 14 | 52% | 10 | 37% | 2 | 7% | 1 | 4% | 27 | 100% |
| Addressing youth employment, training, and skills for work | 11 | 46% | 11 | 46% | 1 | 4% | 1 | 4% | 24 | 100% |
| Supporting young carers | 9 | 41% | 10 | 45% | 3 | 14% | | | 22 | 100% |
| Identity based work | 14 | 74% | 3 | 16% | 1 | 5% | 1 | 5% | 19 | 100% |
| Exploitation (CSE/CCE) | 10 | 59% | 5 | 29% | 1 | 6% | 1 | 6% | 17 | 100% |
| Responding to violence and crime | 14 | 93% | 1 | 7% | | | | | 15 | 100% |
| Total | 174 | 62% | 91 | 32% | 9 | 3% | 7 | 2% | 281 | 100% |

Select Region 1

South West



Select Region 2

All



Challenges

Challenges

Region 1 = South West || Region 2 = National



Select Region 1

South West



Select Region 2

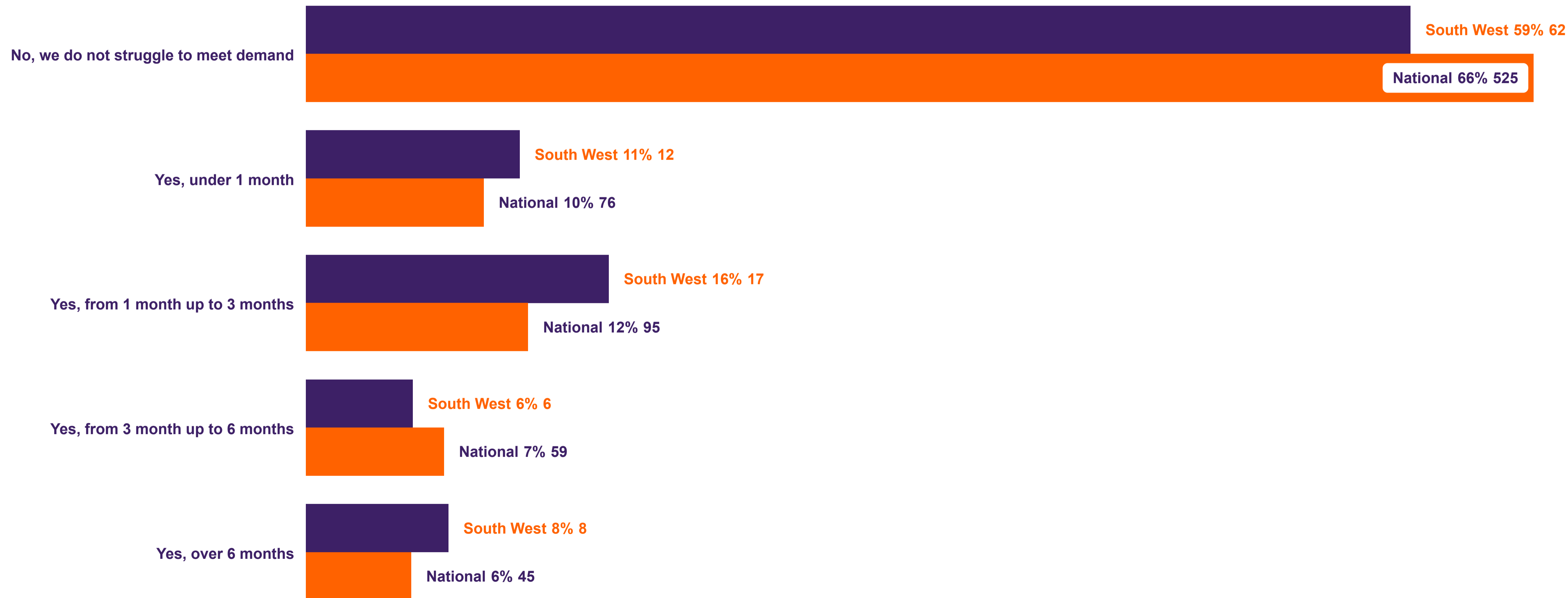
All



Waiting List

Waiting List

Region 1 = South West || Region 2 = National



Select Region 1

South West



Select Region 2

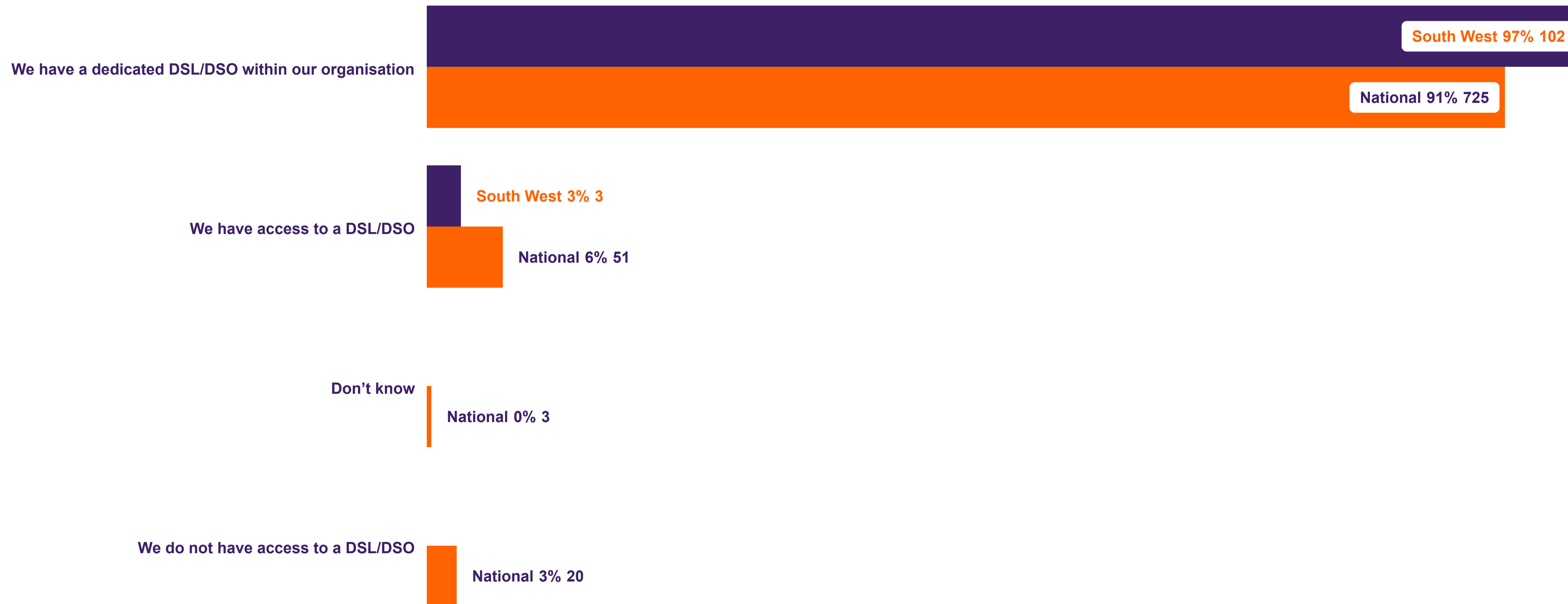
All



Access to DSL

Access to DSL

Region 1 = South West || Region 2 = National



Select Region 1

South West

Select Region 2

All

Workforce Numbers Medians

Median Total Employees (FTE) (n=95)

South West

4

Median Total Employees (FTE) (n=696)

National

3

Median Full Time Employees (n=75)

South West

2

Median Full Time Employees (n=573)

National

2

Median Part Time Employees (n=82)

South West

4

Median Part Time Employees (n=597)

National

3

Median Casual Employees (n=58)

South West

1

Median Casual Employees (n=451)

National

0

Median Total Volunteers (n=72)

South West

1

Median Total Volunteers (n=607)

National

2

Select Region 1

South West



Select Region 2

All



Deprived Areas

IMD (n=795)

Region 1 = South West || Region 2 = National



Select Region 1

South West



Select Region 2

All



Reserve Length

Reserve Lengths in Months (n=526)

Region 1 = South West || Region 2 = National

