

Select Region 1

Yorkshire and The Humber



Select Region 2

All



# Overview

## Number of Responses

Yorkshire and The Humber

# 80

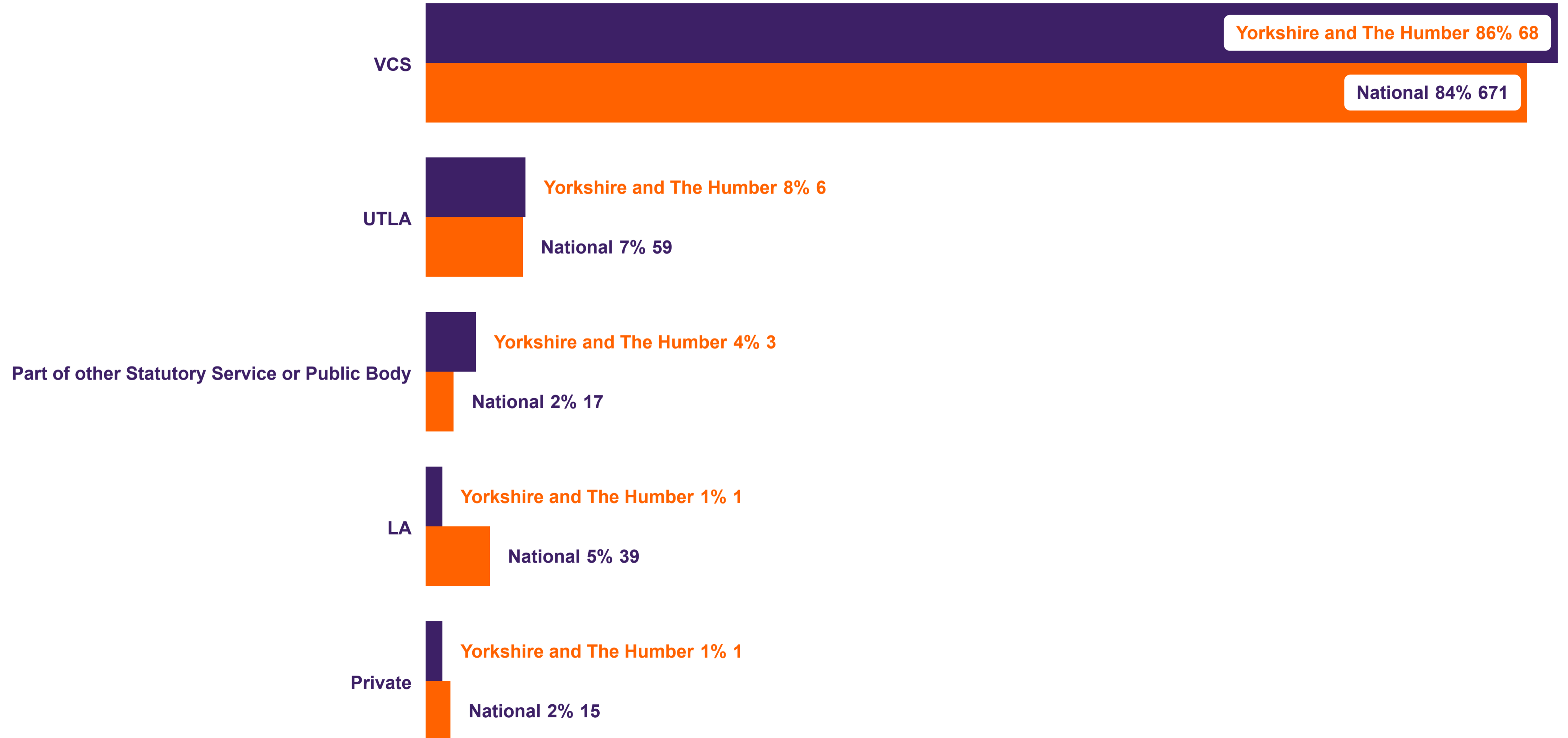
## Number of Responses

National

# 821

## Organisation Type

Region 1 = Yorkshire and The Humber || Region 2 = National



Select Region 1

Yorkshire and The Humber



Select Region 2

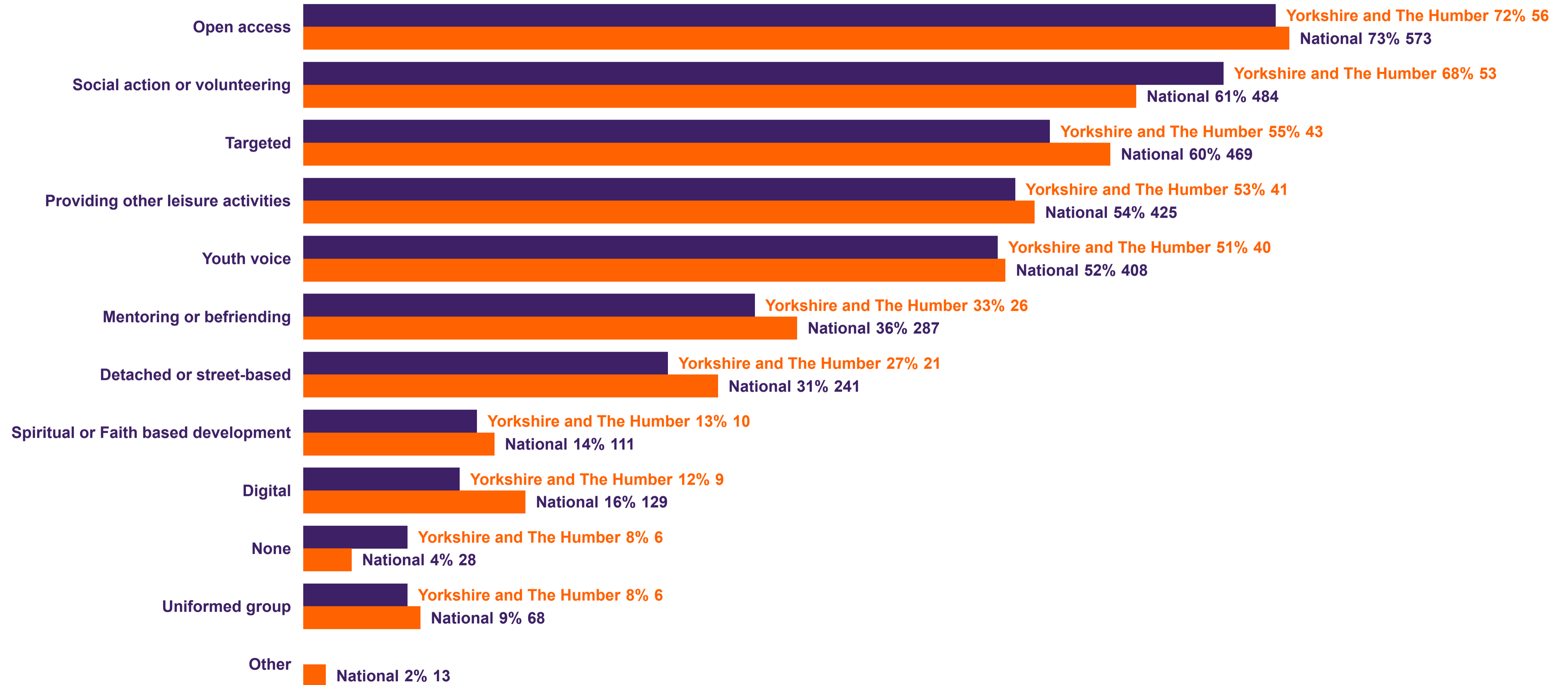
All



## Main Types of Activity Delivered Each Week

### Main Types of Activity Delivered Each Week

Region 1 = Yorkshire and The Humber || Region 2 = National



Select Region 1

Yorkshire and The Humber



Select Region 2

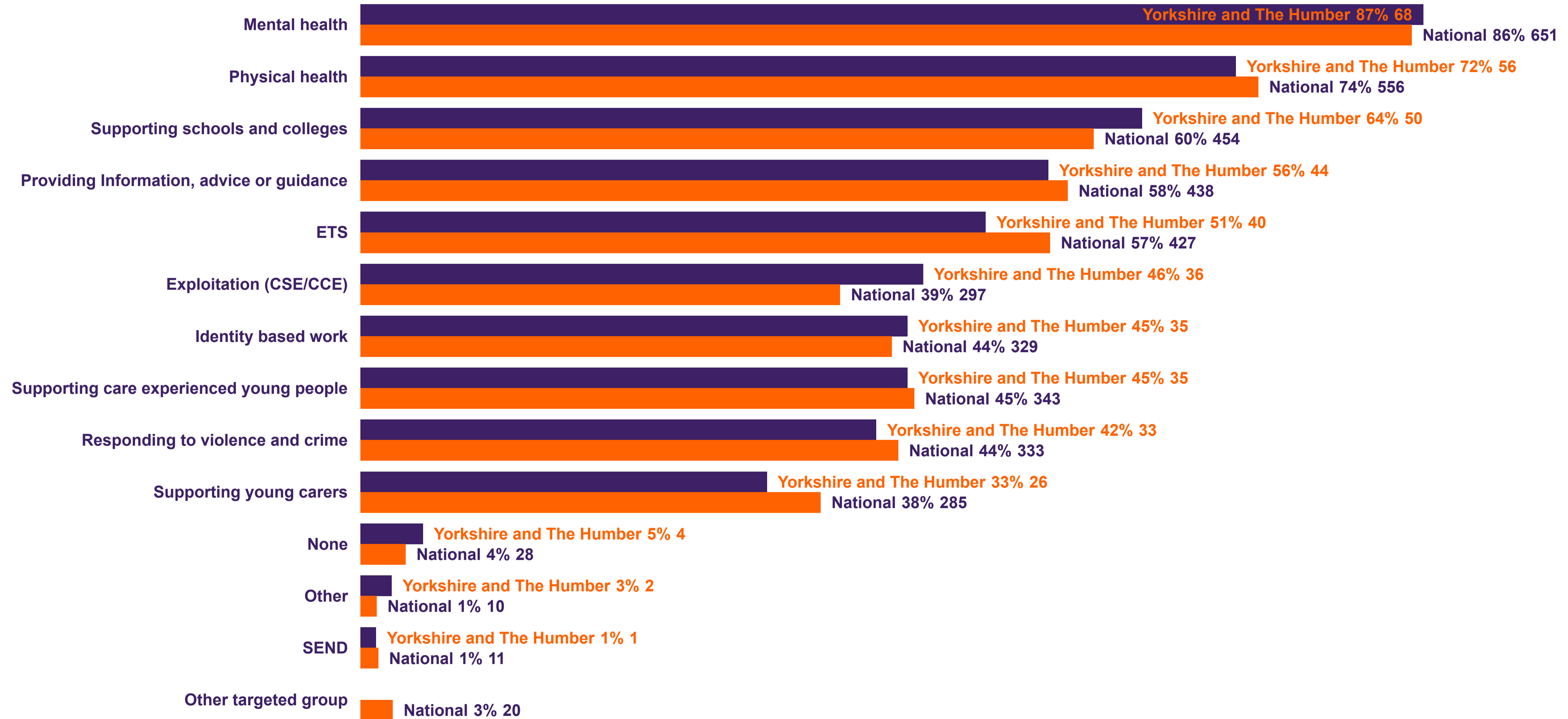
All



# Targeted Support Provided

## Targeted Support Provided

Region 1 = Yorkshire and The Humber || Region 2 = National



*Targeted support is support provided to young people based on their need.*

Select Region 1

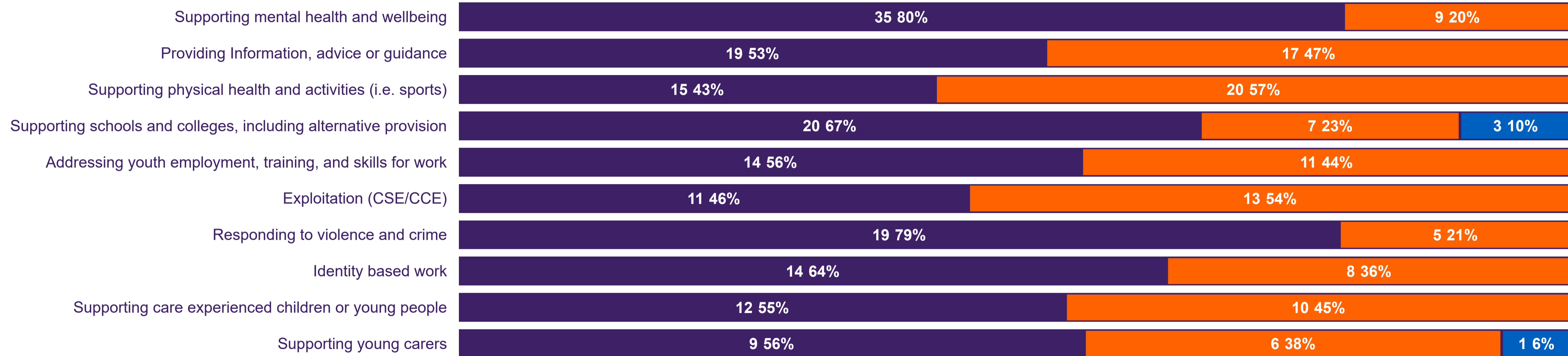
Yorkshire and The Humber



## Targeted Support Demand Graphs

### Targeted Support (n=46)

● Increased demand ● No change in demand ● Decreased demand



### Targeted Support (n=46)

● Increased demand ● No change in demand ● Decreased demand



Select Region 1

Yorkshire and The Humber



## Targeted Support Demand Table

### Targeted Support (n=46)

| Demand Ranking<br>Targeted Support                               | Increased demand |            | No change in demand |            | Decreased demand |            | Total      |             |
|--|------------------|------------|---------------------|------------|------------------|------------|------------|-------------|
|  | Number           | Percentage | Number              | Percentage | Number           | Percentage | Number     | Percentage  |
| Supporting mental health and wellbeing                           | 35               | 80%        | 9                   | 20%        |                  |            | 44         | 100%        |
| Providing Information, advice or guidance                        | 19               | 53%        | 17                  | 47%        |                  |            | 36         | 100%        |
| Supporting physical health and activities (i.e. sports)          | 15               | 43%        | 20                  | 57%        |                  |            | 35         | 100%        |
| Supporting schools and colleges, including alternative provision | 20               | 67%        | 7                   | 23%        | 3                | 10%        | 30         | 100%        |
| Addressing youth employment, training, and skills for work       | 14               | 56%        | 11                  | 44%        |                  |            | 25         | 100%        |
| Exploitation (CSE/CCE)   | 11               | 46%        | 13                  | 54%        |                  |            | 24         | 100%        |
| Responding to violence and crime                                 | 19               | 79%        | 5                   | 21%        |                  |            | 24         | 100%        |
| Identity based work  | 14               | 64%        | 8                   | 36%        |                  |            | 22         | 100%        |
| Supporting care experienced children or young people             | 12               | 55%        | 10                  | 45%        |                  |            | 22         | 100%        |
| Supporting young carers  | 9                | 56%        | 6                   | 38%        | 1                | 6%         | 16         | 100%        |
| <b>Total</b>   | <b>168</b>       | <b>60%</b> | <b>106</b>          | <b>38%</b> | <b>4</b>         | <b>1%</b>  | <b>278</b> | <b>100%</b> |

Select Region 1

Yorkshire and The Humber



Select Region 2

All



# Challenges

## Challenges

Region 1 = Yorkshire and The Humber || Region 2 = National



Select Region 1

Yorkshire and The Humber



Select Region 2

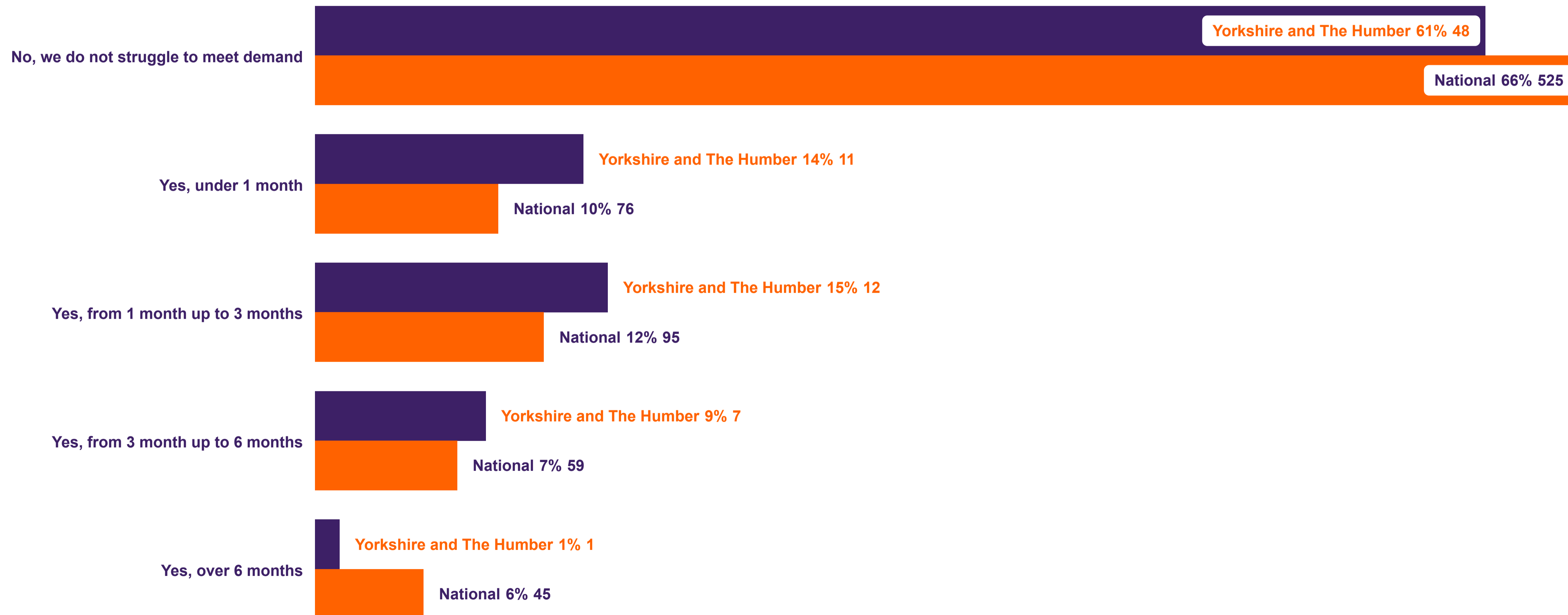
All



# Waiting List

## Waiting List

Region 1 = Yorkshire and The Humber || Region 2 = National



Select Region 1

Yorkshire and The Humber



Select Region 2

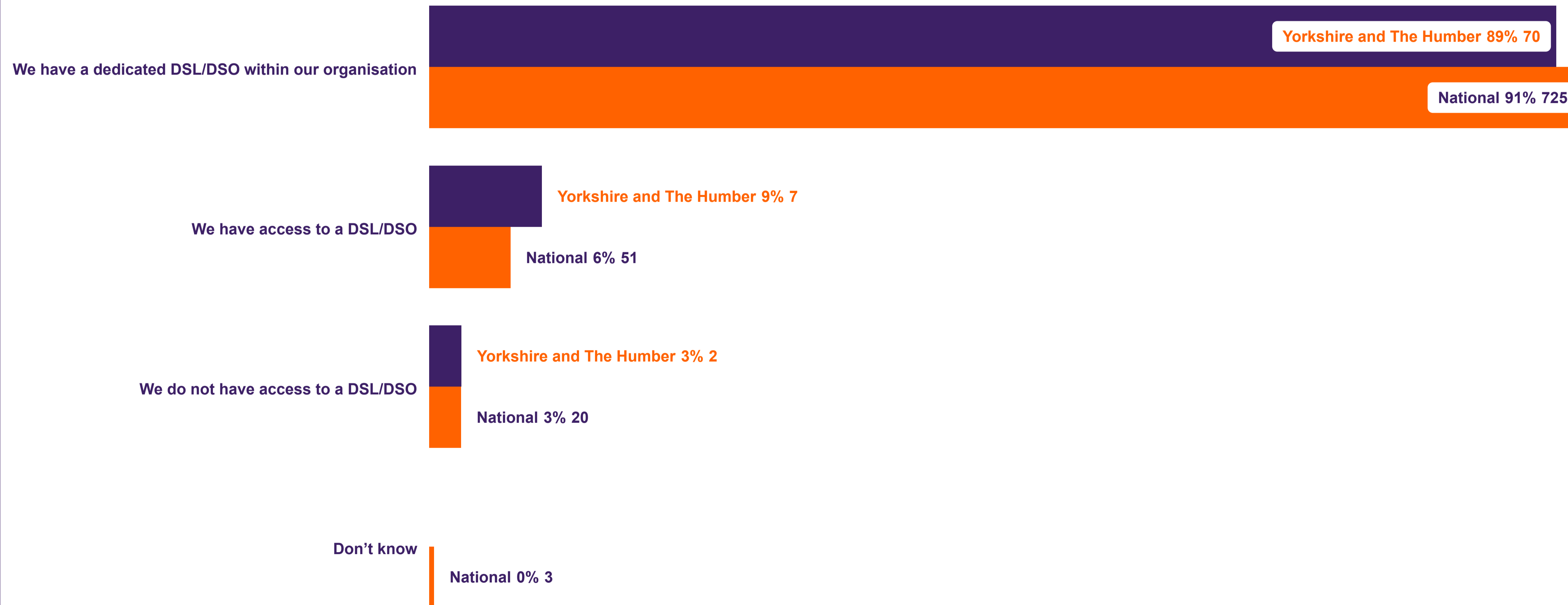
All



# Access to DSL

## Access to DSL

Region 1 = Yorkshire and The Humber || Region 2 = National



Select Region 1

Yorkshire and The Humber



Select Region 2

All



## Workforce Numbers Medians

Median Total Employees (FTE) (n=70)

Yorkshire and The Humber

3

Median Total Employees (FTE) (n=696)

National

3

Median Full Time Employees (n=66)

Yorkshire and The Humber

2

Median Full Time Employees (n=573)

National

2

Median Part Time Employees (n=68)

Yorkshire and The Humber

3

Median Part Time Employees (n=597)

National

3

Median Casual Employees (n=54)

Yorkshire and The Humber

0

Median Casual Employees (n=451)

National

0

Median Total Volunteers (n=64)

Yorkshire and The Humber

2

Median Total Volunteers (n=607)

National

2

Select Region 1

Yorkshire and The Humber



Select Region 2

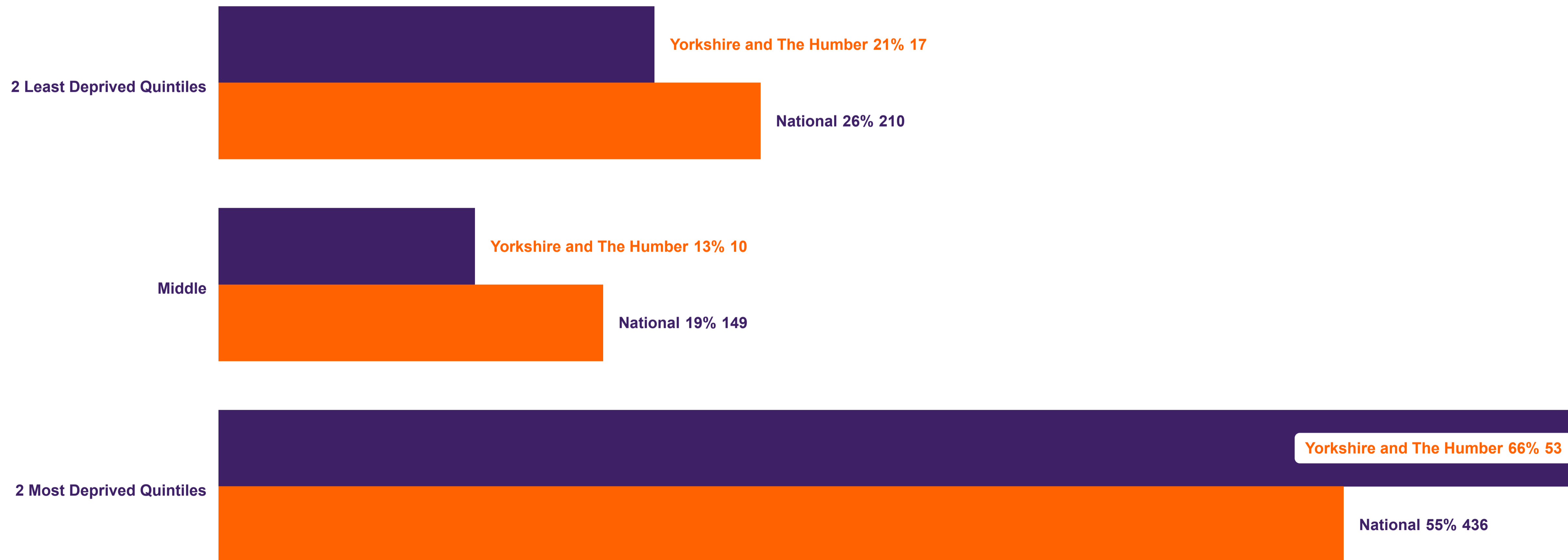
All



## Deprived Areas

### IMD (n=795)

Region 1 = Yorkshire and The Humber || Region 2 = National



Select Region 1

Yorkshire and The Humber



Select Region 2

All



Reserve Length

## Reserve Lengths in Months (n=526)

Region 1 = Yorkshire and The Humber || Region 2 = National

